



# SPECIFICATIONS DCT2

## FEATURES

- Dedicated supertweeter array
- Three high frequency compression tweeters
- 120° (H) dispersion from wall- or loudspeaker-mounted location

## DESCRIPTION

The DCT2 is engineered for use in permanent installations. The system mounts three horn-loaded 1.33-in exit compression tweeters in a wide-angled enclosure. The driver/phase plug assemblies are engineered to minimize beaming of sound-waves with the smallest wavelengths, particularly in the horizontal plane.

## APPLICATION

The DCT2's wide-angled configuration delivers optimized 120° horizontal dispersion of high frequencies when mounted adjacent to or on a full-range system. It provides very high levels of high frequency sound reinforcement for high energy dance clubs.

Like all EAW products, it can be special ordered in virtually any color to match a specific décor. Six year warranty.

## PERFORMANCE

### Frequency Response

±3 dB	5 kHz to 15 kHz
-10 dB	4.5 kHz

### Axial Sensitivity (dB SPL, 1 watt @ 1 m)

HF	110
----	-----

### Nominal Input Impedance (ohms)

HF	32
----	----

### Power Handling (watts, continuous)

HF	75
----	----

### Recommended High-Pass Frequency

24 dB/octave	5 kHz
--------------	-------

### Calculated Output Limit (dB SPL @ 1 m)

HF Peak	134
HF Long Term	128

### Nominal Beamwidth (degrees @ -6 dB SPL)

Horizontal	120
Vertical	100



## PHYSICAL

Product Group	Avalon
Configuration	Dedicated VHF
VHF Subsystem	3x 1.33-in compression tweeters, horn loaded
Enclosure Material	Exterior-grade Baltic birch plywood
Finish	Wear-resistant textured black paint
Connectors	2x Neutrik NL4 Speakon
Suspension Hardware	4x 1/4"-20 threaded mounting points (4 top) for Omnimount Series 100-type bracket

Dimensions	inches	millimeters
	Height	5.3
Width	13.5	343
Depth	6.8	173
Baffle Angle	40°	

Weights	pounds	kilograms
	Net Weight	17
Shipping Weight	23	10.2

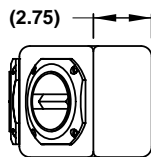
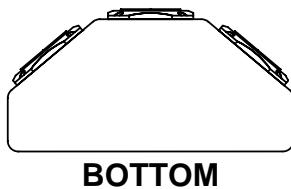
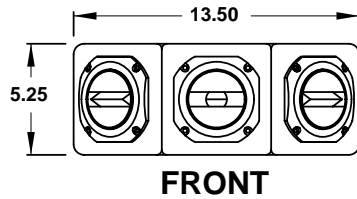
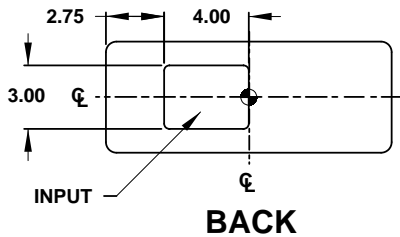
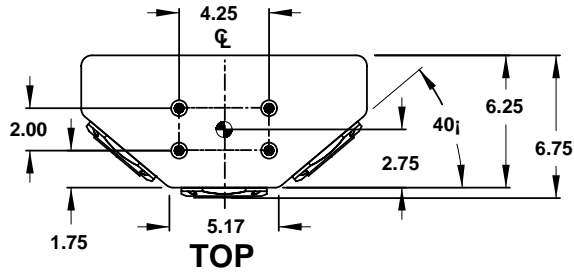




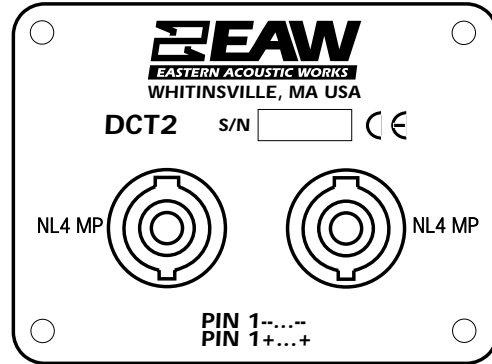
# SPECIFICATIONS DCT2

## DIMENSIONAL DRAWING

- INDICATES MOUNTING POINT, 1/4-20 THREADED HOLE (T-NUT).
- ⊙ INDICATES CENTER OF BALANCE.



## INPUT PANEL



510943 (A)  
7/31/01

Manufacturing tolerances are +/- 0.13 and +/- 1°

